

# Overnight Journey Summary

## YE December 2025



### TOP INTERNATIONAL MARKETS

**UNITED STATES OF AMERICA**  
OVERNIGHT TRIPS 44,000 ↑ 41%  
SPEND \$98M

**FRANCE**  
OVERNIGHT TRIPS 13,000 ↑ 34%  
SPEND \$22M

**UNITED KINGDOM**  
OVERNIGHT TRIPS 29,000 ↑ 22%  
SPEND \$68M

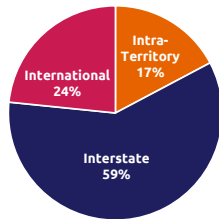
**CHINA\***  
OVERNIGHT TRIPS 12,000 ↑ 16%  
SPEND \$31M

**GERMANY**  
OVERNIGHT TRIPS 19,000 ↓ 5.6%  
SPEND \$39M

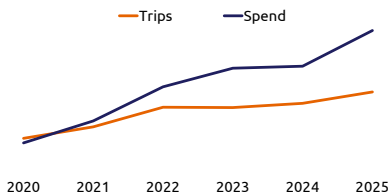
**NEW ZEALAND**  
OVERNIGHT TRIPS 15,000 ↓ 13%  
SPEND \$31M

**JAPAN**  
OVERNIGHT TRIPS 14,000 ↑ 24%  
SPEND \$18M

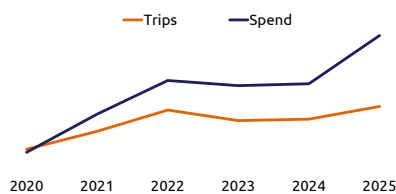
### SHARE OF SPEND



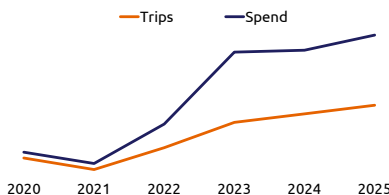
### TOTAL TREND



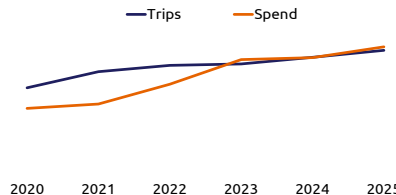
### INTERSTATE TREND



### INTERNATIONAL TREND



### INTRA-TERRITORY TREND



\*includes Mainland China, Taiwan and Hong Kong

# \$2.25 BILLION FROM A TOTAL 1.25 MILLION OVERNIGHT TRIPS

	TOTAL OVERNIGHT TRIPS	TOTAL OVERNIGHT SPEND	AVERAGE SPEND PER TRIP	TOTAL NIGHTS	AVERAGE NIGHTS
<b>TOTAL</b>	<b>1.25M</b> YE DECEMBER 2025 ↑17% <b>1.07M</b> YE DECEMBER 2024	<b>\$2.25B</b> YE DECEMBER 2025 ↑35% <b>\$1.67B</b> YE DECEMBER 2024	<b>\$1,802</b> YE DECEMBER 2025 ↑15% <b>\$1,568</b> YE DECEMBER 2024	<b>8.65M</b> YE DECEMBER 2025 ↑2.9% <b>8.41M</b> YE DECEMBER 2024	<b>6.9</b> YE DECEMBER 2025 ↓ 1.0 NIGHT <b>7.9</b> YE DECEMBER 2024
<b>INTERNATIONAL</b>	<b>255,000</b> YE DECEMBER 2025 ↑ 15% <b>221,000</b> YE DECEMBER 2024	<b>\$527M</b> YE DECEMBER 2025 ↑ 12% <b>\$468M</b> YE DECEMBER 2024	<b>\$2,068</b> YE DECEMBER 2025 ↓ 2.3% <b>\$2,117</b> YE DECEMBER 2024	<b>4.42M</b> YE DECEMBER 2025 ↓ 4.1% <b>4.61M</b> YE DECEMBER 2024	<b>17.4</b> YE DECEMBER 2025 ↓ 3.5 NIGHTS <b>20.8</b> YE DECEMBER 2024
<b>INTERSTATE</b>	<b>617,000</b> YE DECEMBER 2025 ↑ 26% <b>488,000</b> YE DECEMBER 2024	<b>\$1.34B</b> YE DECEMBER 2025 ↑ 58% <b>\$847M</b> YE DECEMBER 2024	<b>\$2,166</b> YE DECEMBER 2025 ↑ 25% <b>\$1,737</b> YE DECEMBER 2024	<b>3.19M</b> YE DECEMBER 2025 ↑ 12% <b>2.85M</b> YE DECEMBER 2024	<b>5.2</b> YE DECEMBER 2025 ↓ 0.7 NIGHTS <b>5.8</b> YE DECEMBER 2024
<b>INTRA-TERRITORY</b>	<b>378,000</b> YE DECEMBER 2025 ↑ 6.1% <b>356,000</b> YE DECEMBER 2024	<b>\$389M</b> YE DECEMBER 2025 ↑ 10% <b>\$355M</b> YE DECEMBER 2024	<b>\$1,029</b> YE DECEMBER 2025 ↑ 3.2% <b>\$997</b> YE DECEMBER 2024	<b>1.04M</b> YE DECEMBER 2025 ↑ 10% <b>946,000</b> YE DECEMBER 2024	<b>2.8</b> YE DECEMBER 2025 ↓ 0.1 NIGHTS <b>2.7</b> YE DECEMBER 2024

Source: International Visitor Survey and Domestic Tourism Statistics - Tourism Research Australia, Year Ending December 2025. Period-to-period percentage changes may differ slightly due to rounding. The change in reporting from the National Visitor Survey to the Domestic Tourism Statistics means there will be a break in series due to change in methodology making previous published results unable to be used in comparison. NOTE: Percentage changes are compared to YE DECEMBER 2024 unless otherwise stated. Disclaimer: The Northern Territory of Australia exercised due care and skill to ensure that at the time of publication the information contained in this publication is true and correct. However, it is not intended to be relied on as professional advice or used for commercial purposes. The Territory gives no warranty or assurances as to the accuracy of the information contained in the publication and to the maximum extent permitted by law accepts no direct or indirect liability for reliance on its content.